More bed capacity, Lower recidivism, More justice.

Joint House and Senate Judiciary Committees

November 10, 2026

Marshall Clement

Director
The Council of State Governments Justice Center

CSG Justice Center

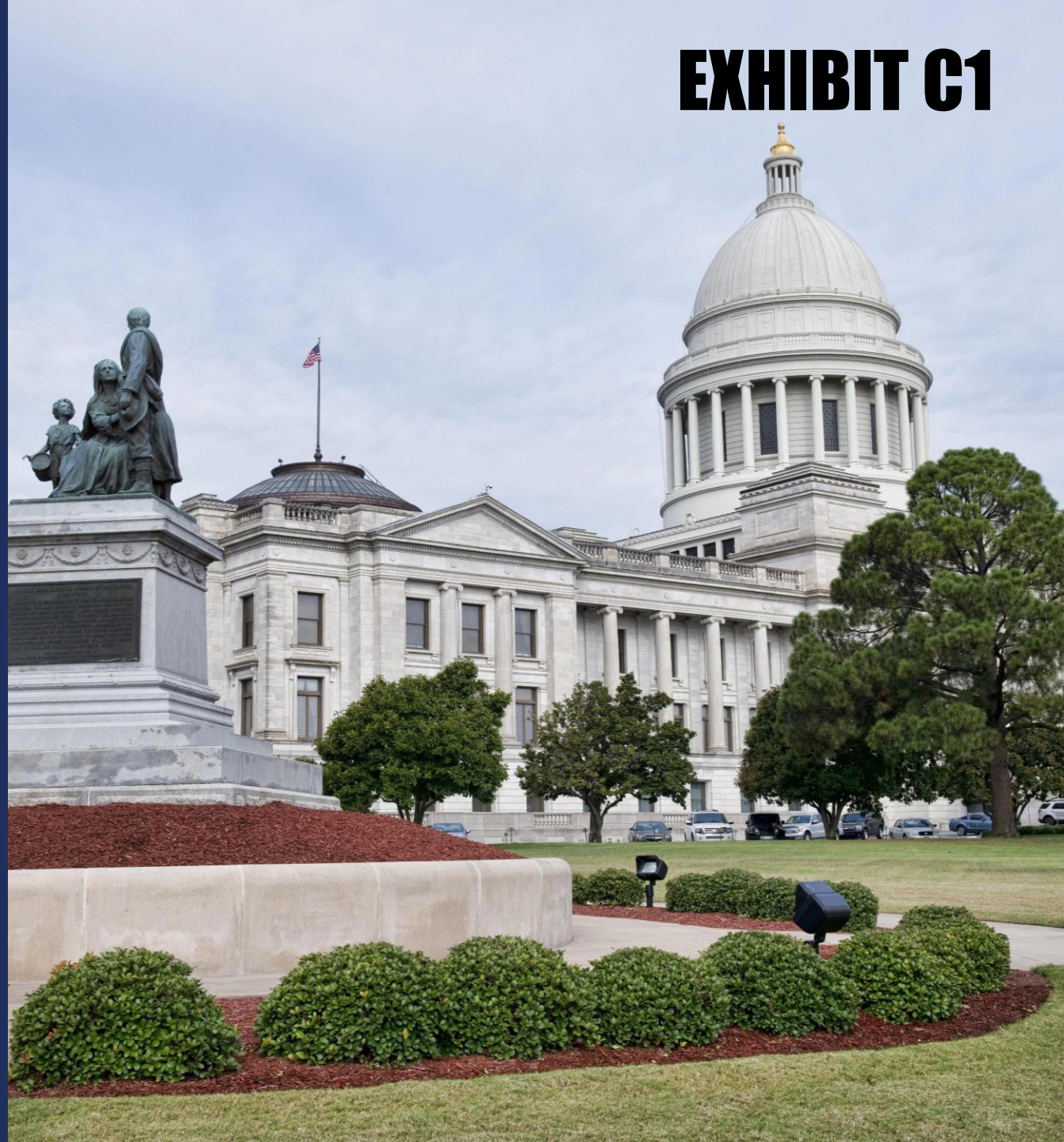

EXHIBIT C1

CSG Justice Center

Solutions for complex justice challenges

We help leaders in every state make communities safer and healthier.

- Trusted Data
- Practical Solutions
- Cross-systems collaboration

CSG Justice Center

The CSG Justice Center has helped leaders in all 50 states improve their corrections, reentry, and community supervision systems.

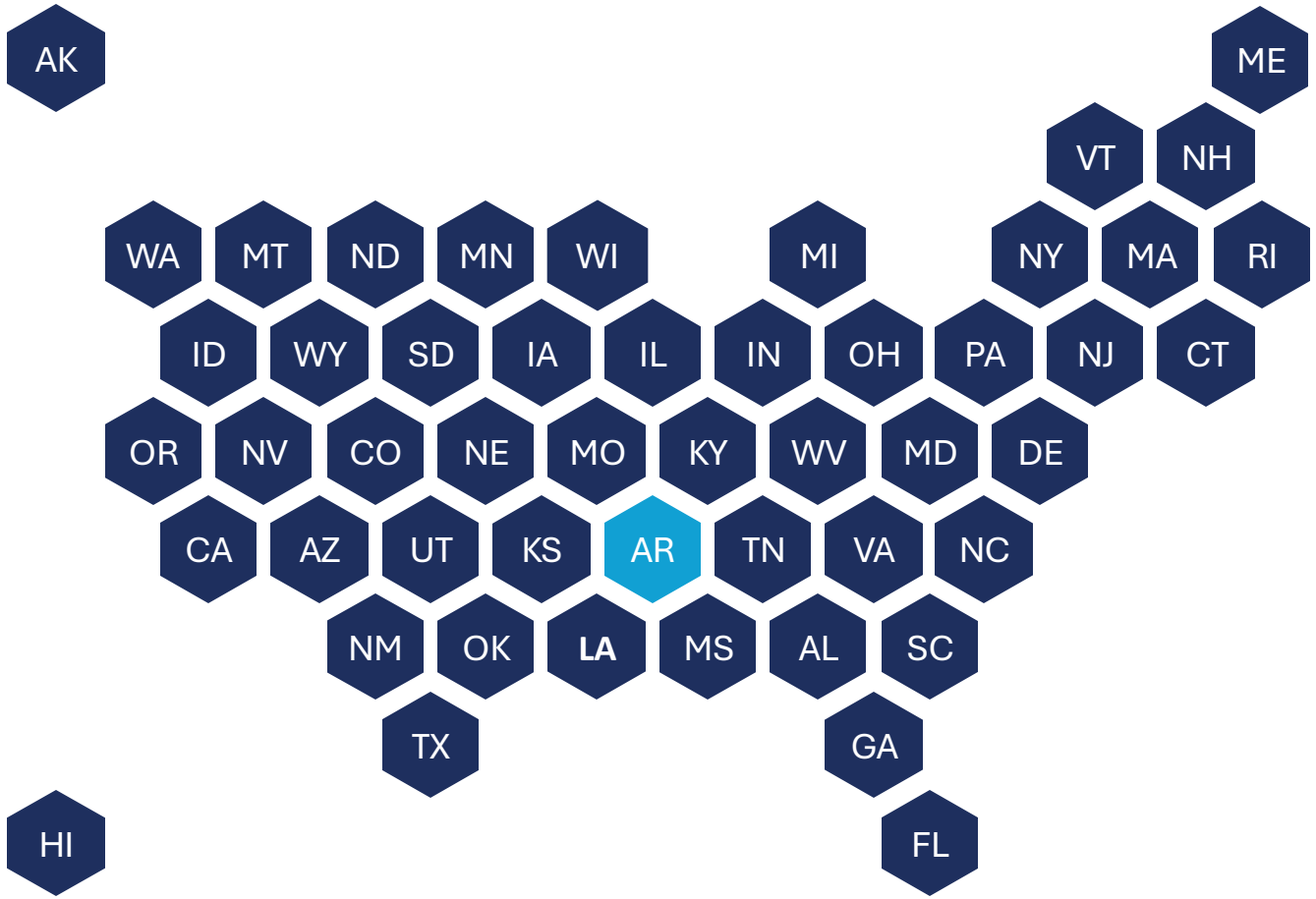

10 years

Working with Arkansas's corrections, court and supervision data.

Front to back

Arrest, charge, sentence, supervision, release.

The challenge: Arkansas projects the prison population will increase by 5,000 within 10 years.

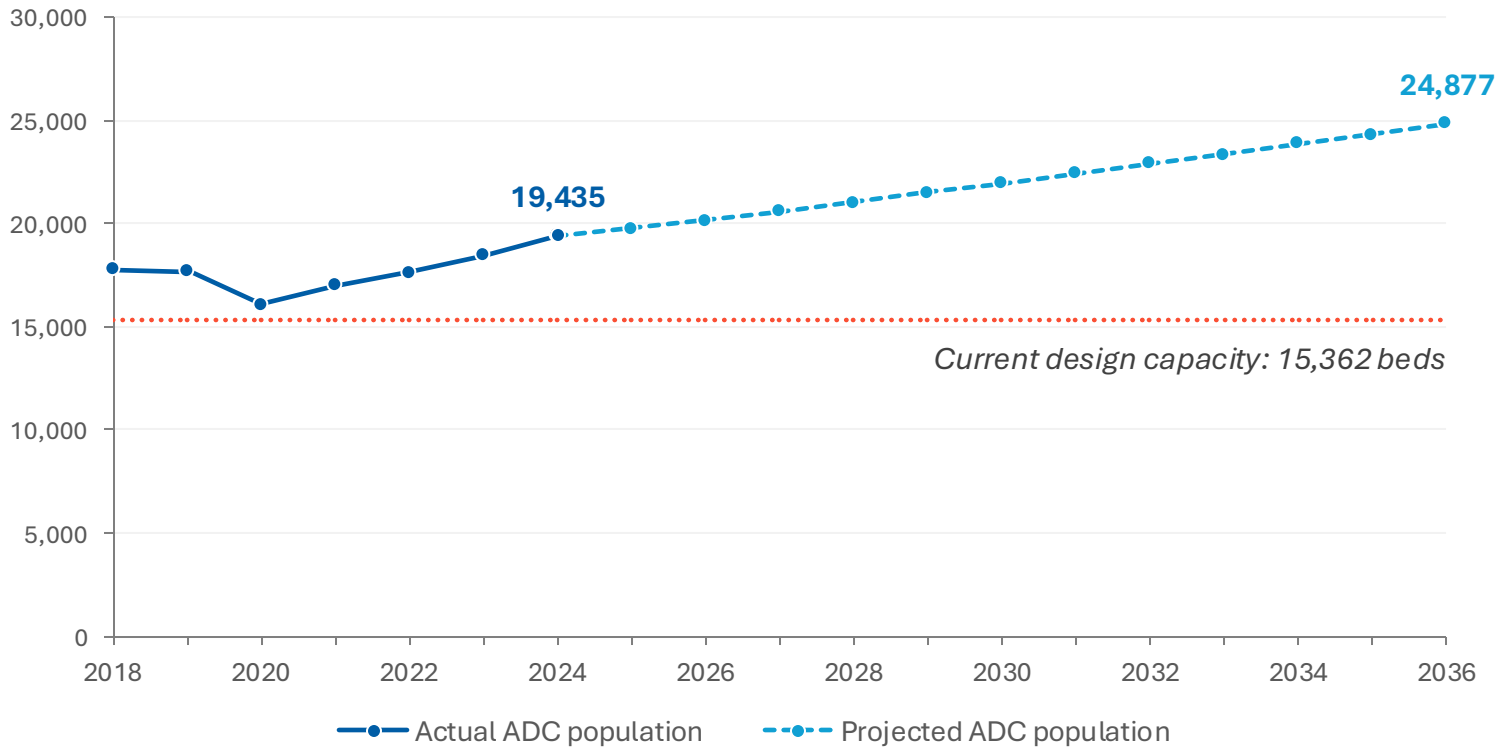

+28%

projected growth, from 19,435 people in 2024 to 24,877 in 2036*

+20%

Arkansas prison growth over the last decade, while Missouri, Texas, and Alabama shrank

~$2 billion more

Over 10 years to build 5,000 prison beds at $275K / bed and at a conservative operating cost of $70/day/person.

**Actual and projected populations include people held in county jails and interstate compacts.*

SOURCE: Arkansas Department of Corrections, *Ten-Year Adult Secure Population Projection 2025–2036*, November 2025, https://media.ark.org/doc/ADC-Prison-Pop-Forecast-Draft-Nov-2025-FINAL.pdf; Arkansas Department of Corrections Division of Correction *Director's Board Report*, July 2026, Division-of-Correction-Directors-Board-Report_July-2026-Final.pdf; Arkansas Department of Corrections Division of Correction *Inmate Cost Report Fiscal Year 2025* (September 30, 2025), https://www.arkleg.state.ar.us/Home/FTPDocument?path=%2FAssembly%2FMeeting+Attachments%2F000%2F27700%2FExhibit+H.05.d+-+DOC+-+DOC+2025+Cost+per+Day+Report.pdf; Arkansas Department of Corrections, *Franklin County Project*, https://doc.arkansas.gov/franklin-county-project/. Ten-year prison growth trends: CSG Justice Center Justice Data Snapshots, 2012–2022.

Prison populations are the result of 3 big levers.

SOLVE VIOLENT CRIME

What share of violence is being solved?

X

LENGTH OF STAY

How long are people held in prison?

+

RECIDIVISM

How many people on supervision are revoked to prison?

Ensuring prison space to deliver justice in response to violent crime will be limited if prison time served is longer or recidivism rates, particularly for nonviolent & technical violations, are high and consume a lot of prison capacity.

In Arkansas, recidivism consumes prison capacity.

SOLVE VIOLENT CRIME

What share of violence is being solved?
Less than half.

X

LENGTH OF STAY

How long are people held in prison?
Longer.

+

RECIDIVISM

How many people on supervision are revoked to prison?
A lot.

Arkansas's current path has it solving fewer violent crimes, holding people longer and using more prison space for supervision revocations than other states.

About 9,000 violent crimes in Arkansas went unsolved in 2025.

Of every 100 violent crimes reported in Arkansas, 54 are never solved.

Violent Offenses	Percent Unsolved
Aggravated assault	50%
Homicide	20%
Rape	79%
Robbery	63%

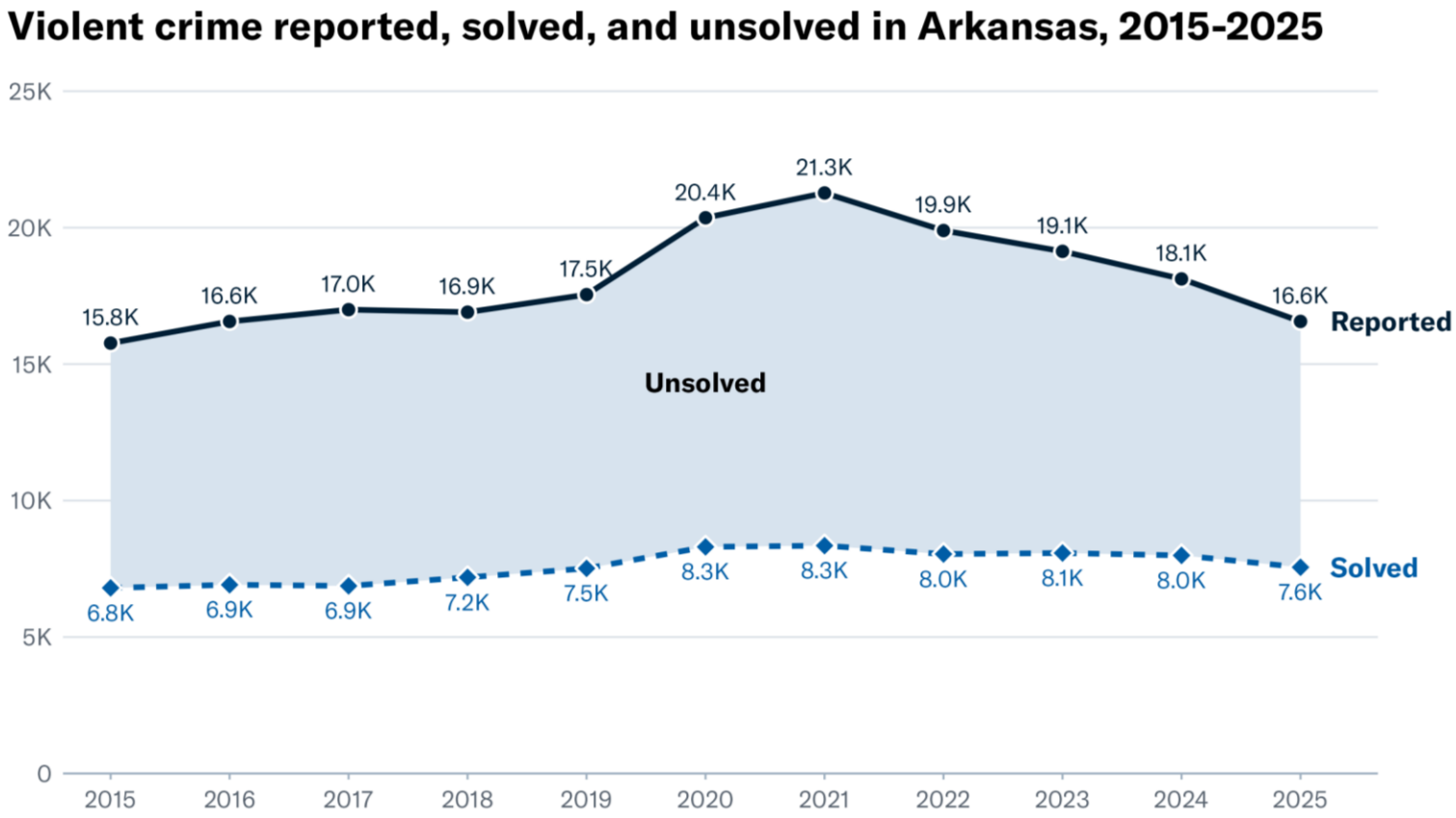

SOURCE: CSG Justice Center, *50-State Crime Data – Tools for States to Address Crime*, https://projects.csgjusticecenter.org/tools-for-states-to-address-crime/50-state-crime-data/.

Justice, as measured by solve rates, depends on where a crime happens.

Violent crime solve rates across Arkansas, 2025

ALL 75 COUNTIES

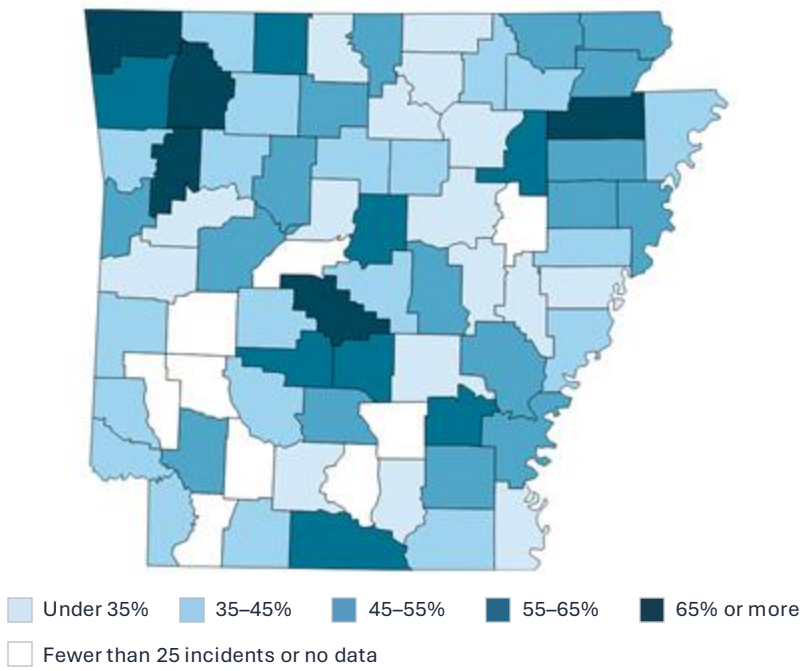

THE EIGHT POLICE DEPARTMENTS SERVING THE LARGEST POLICE DEPARTMENTS

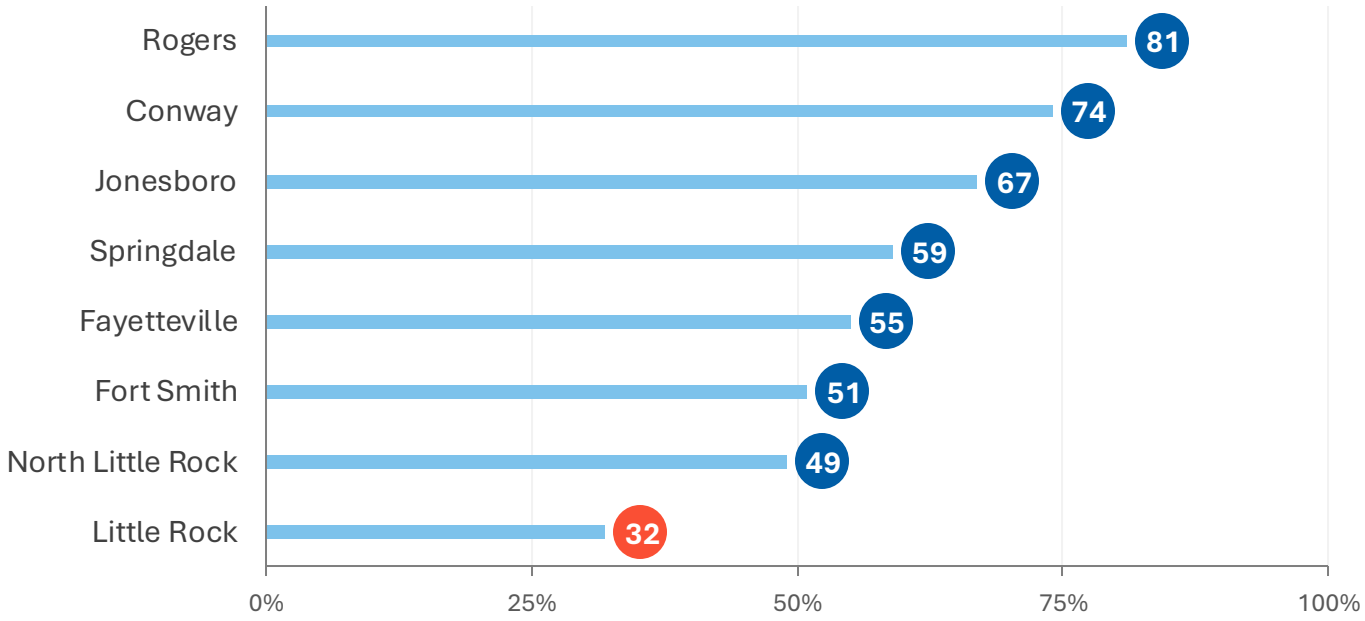

Little Rock has the state's largest population and solves 32% of its reported violent crime.
Rogers, at 38% of the population of Little Rock and solves 81% of its reported violent crime.

SOURCE: CSG Justice Center, 50-State Crime Data – Tools for States to Address Crime, https://projects.csgjusticecenter.org/tools-for-states-to-address-crime/50-state-crime-data/.

Snapshot Prison Population: December 2023

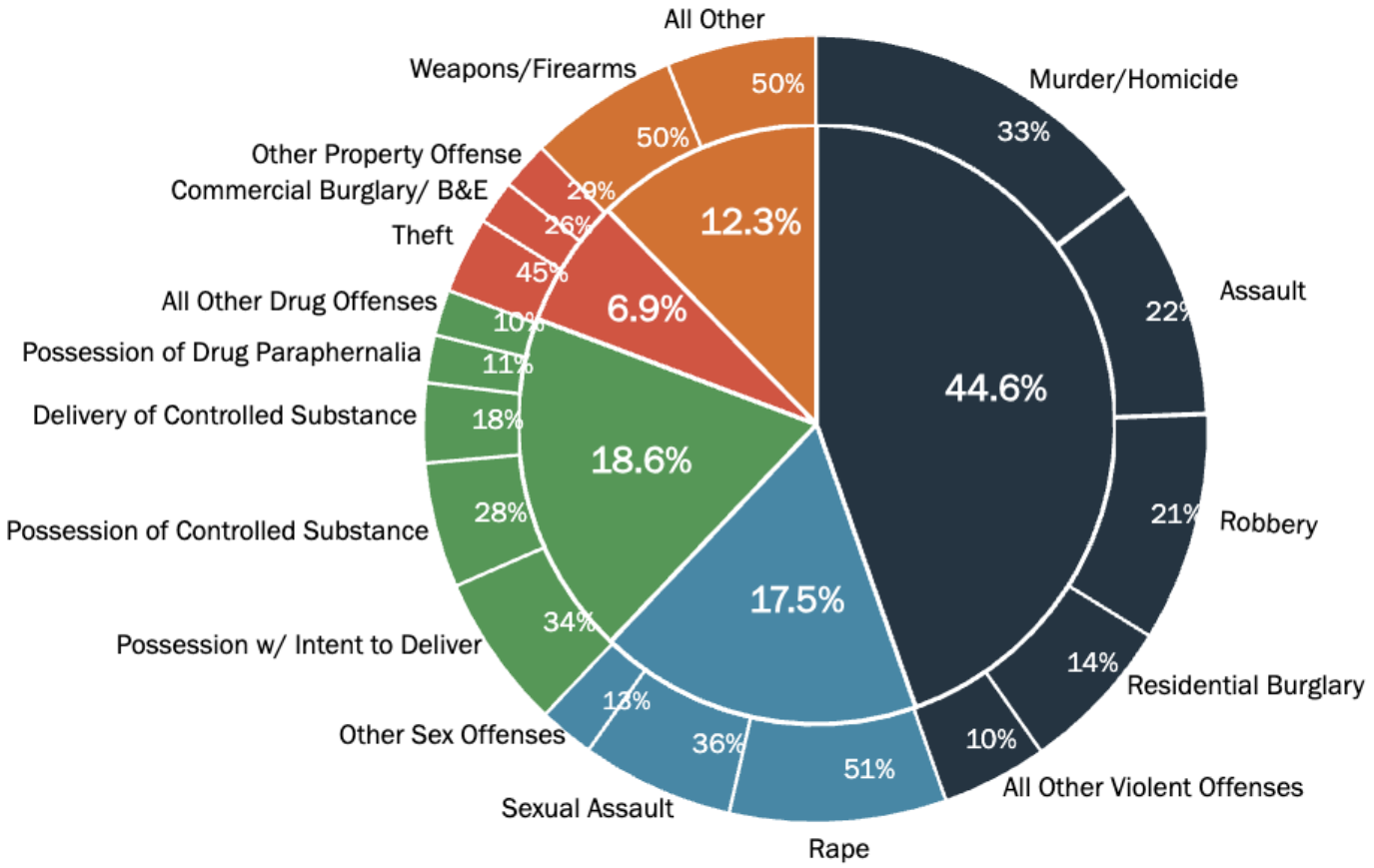

As of December 2023, **62 percent** of the standing prison population were serving sentences for violent and sex offenses.

While the offense of residential burglary is technically a property offense, it is treated as a violent felony offense when calculating release eligibility.

CSG Justice Center analysis of case-level sentencing data provided by the Arkansas Department of Corrections.

Drug offenses drive the most prison admissions, while violent crime drives the most harm.

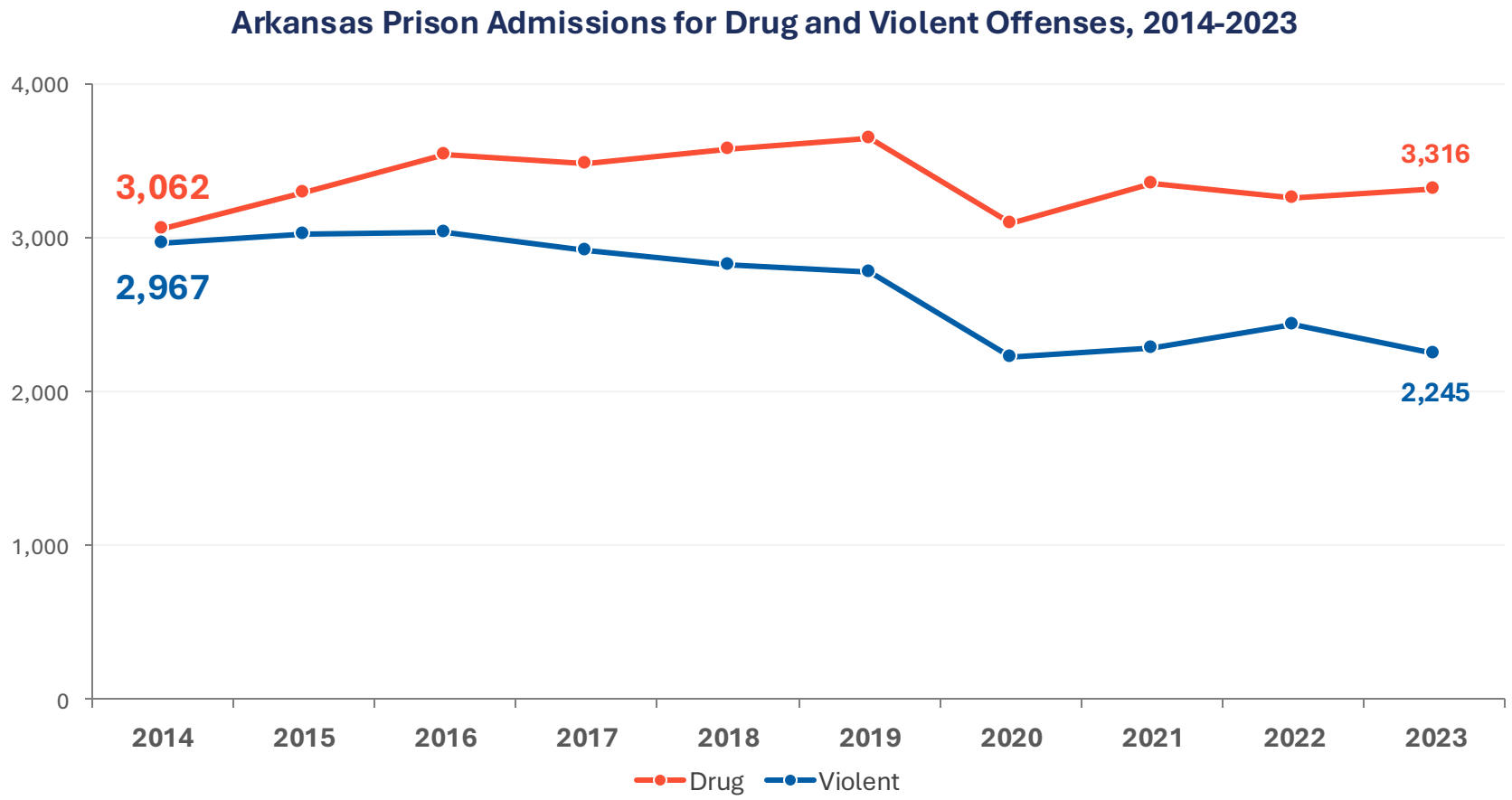

Percent change in admissions, 2014-2023

+8% Drug offenses

-24% Violent offenses

Source: CSG Justice Center analysis of case-level sentencing data provided by the Arkansas Department of Corrections, November 2024.

People sentenced to prison on new crimes are staying longer than ever.

Average Length of Stay in Prison by Admission Type (in Days), 2014–2023

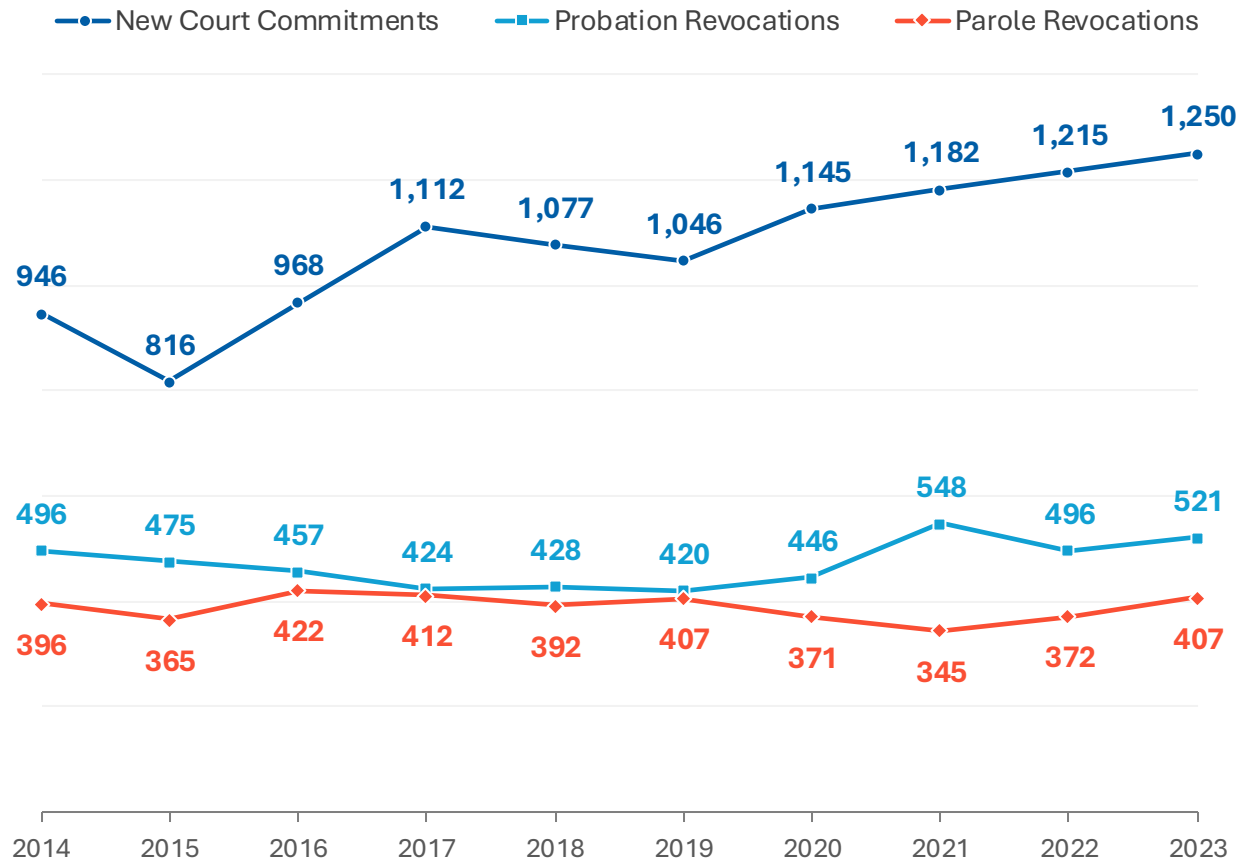

Percent change, 2014-2023

+32%

+5%

+3%

SOURCE: CSG Justice Center analysis of case-level sentencing data provided by the Arkansas Department of Corrections, 2024.

CSG Justice Center

Arkansas has the second-highest rate in the country of prison admissions for supervision violations. Recidivism consumes roughly half of prison capacity.

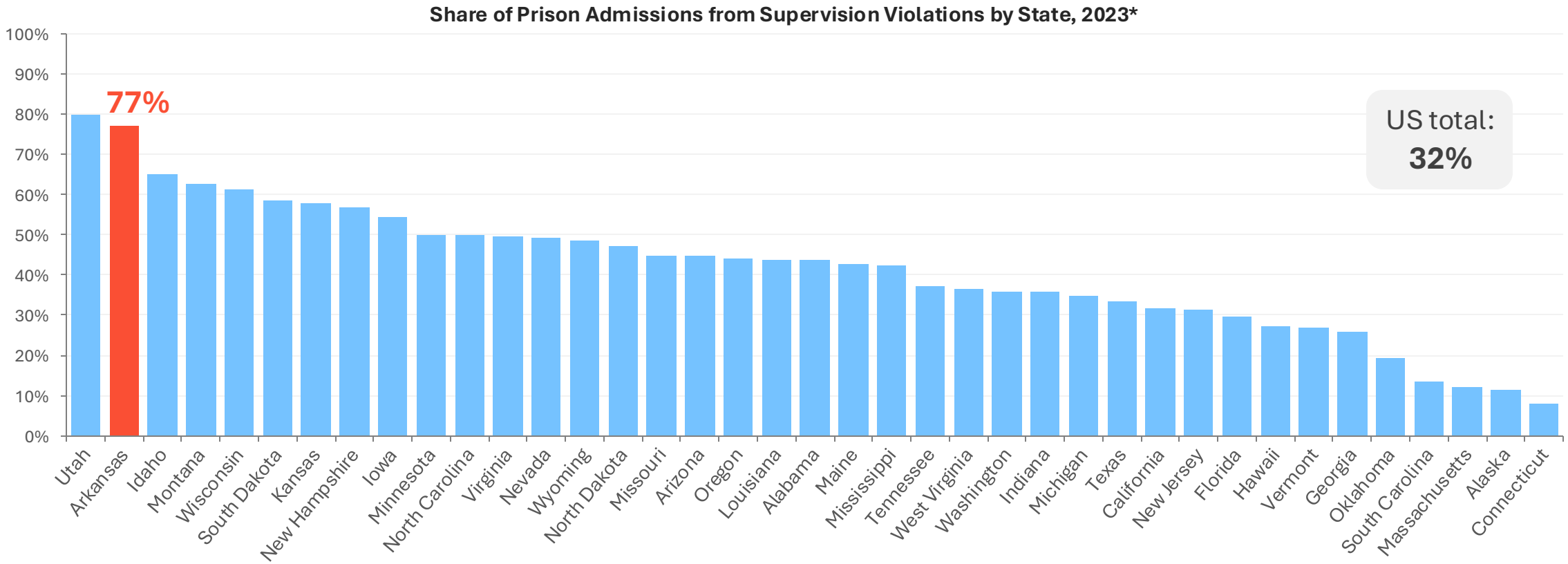

**2023 admission rates were not available for Colorado, Delaware, Illinois, Kentucky, Maryland, Nebraska, New Mexico, New York, Ohio, Pennsylvania, or Rhode Island.*

SOURCE: CSG Justice Center, *Supervision Violations and Their Impact on Incarceration* (2025), https://projects.csgjusticecenter.org/supervision-violations-impact-on-incarceration/.

When people are revoked from probation or parole, they are currently head to prison rather than CCCs.

Prison, rather than CCC, is primarily used in response to probation and parole recidivism.

2014–2016 Totals

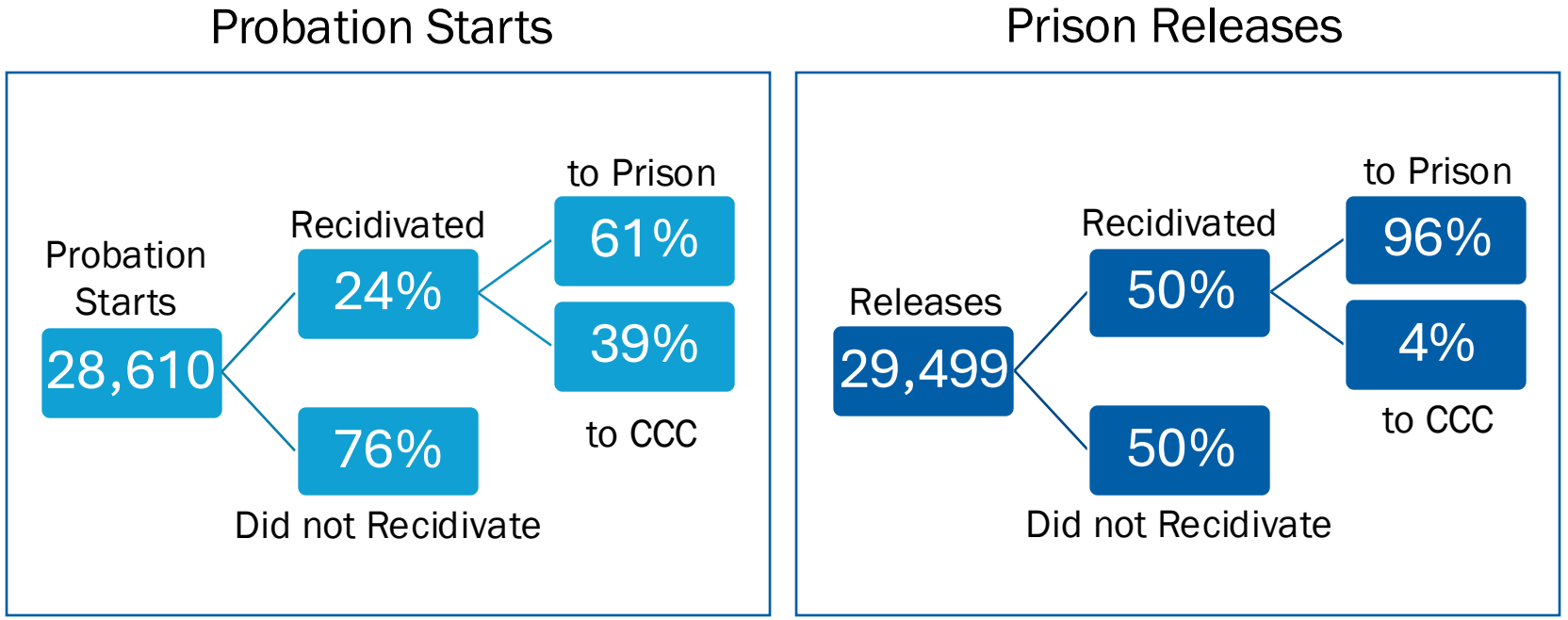

CSG Justice Center analysis of case level sentencing data provided by the Arkansas Department of Corrections.

When people on supervision pick up a new felony charge, it is most often for a drug offense.

Drug offenses were the most common charge in felony reconviction cases.

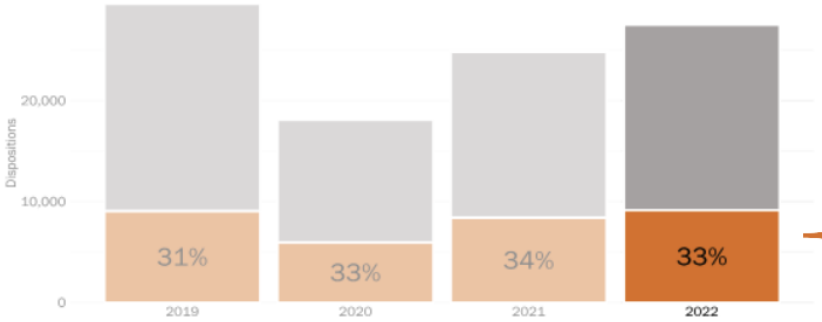

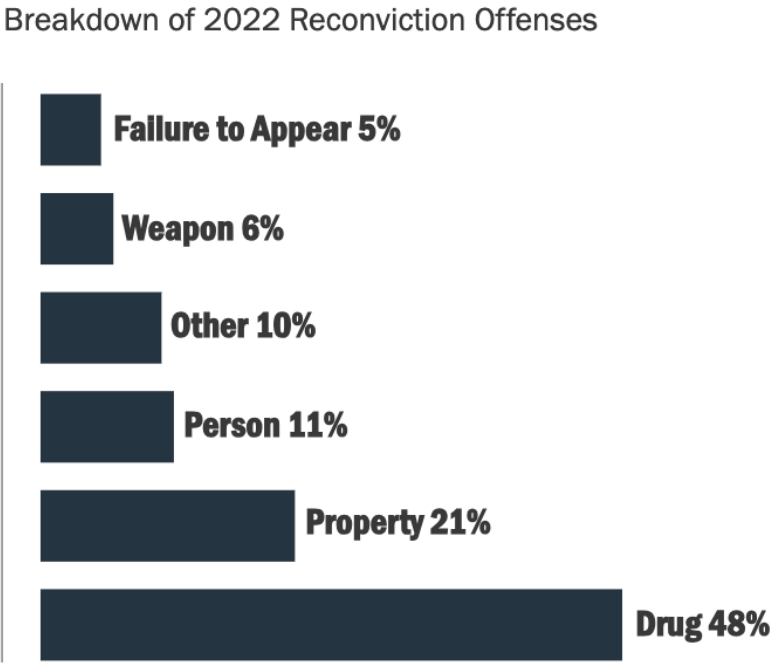

CSG Justice Center analysis of case level sentencing data provided by the Arkansas Administrative Office of the Courts.

In Arkansas, recidivism drives the prison population.

SOLVE VIOLENT CRIME

Less than half of violent crime is solved, even fewer prosecuted.

X

LENGTH OF STAY

People sent to prison for new crime are staying longer than ever.

+

RECIDIVISM

Revocations consume more prison space than 48 other states.

Arkansas has a high violent crime rate. But that is not why the incarceration rate is high. Few people committing violent crime face a prison sentence.* Prison space is used more to sanction people on supervision than nearly anywhere else in the country.

* An estimated 34% of violent crime arrests result in a prosecution.

Recent enacted policy has set the direction.

SOLVE VIOLENT CRIME

Act 775 (2023) set up a grant program to help law enforcement solve more violent crime.

X

LENGTH OF STAY

The Protect Act established longer terms and allows earned time.

+

RECIDIVISM

Act 670 (2025) directed state agencies to improve reentry and reduce recidivism.

The architecture is established; Arkansas needs to find a way to accelerate and scale implementation to match other states.

What would it take to:

SOLVE VIOLENT CRIME

Solve 50% more violent crimes & deliver justice to 50% more victims each year.

X

LENGTH OF STAY

Reduce prison bed demand by 5,000 within 10 years.

+

RECIDIVISM

Improve reentry success by 30%.

Other states have done it.

PRISON POPULATION
2012–2022

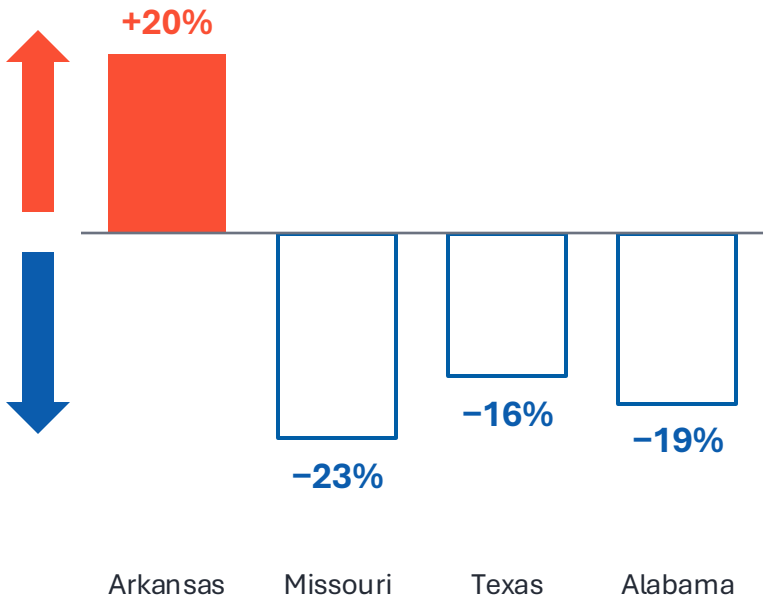

RECIDIVISM RATE*
about 10 years, by state

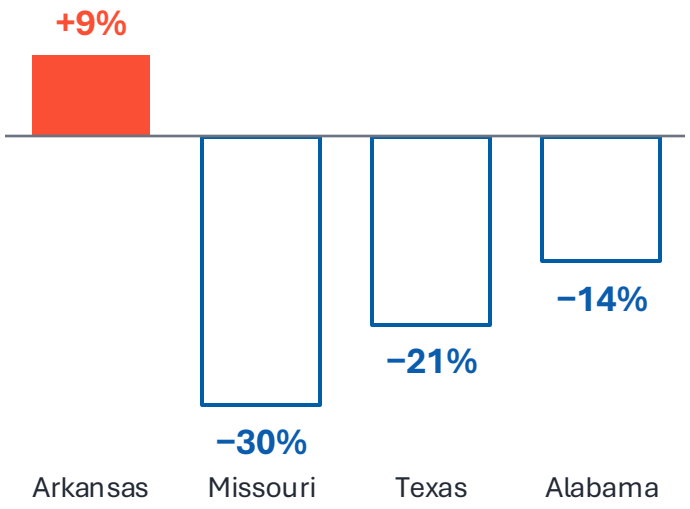

VIOLENT CRIME RATE
2015–2025

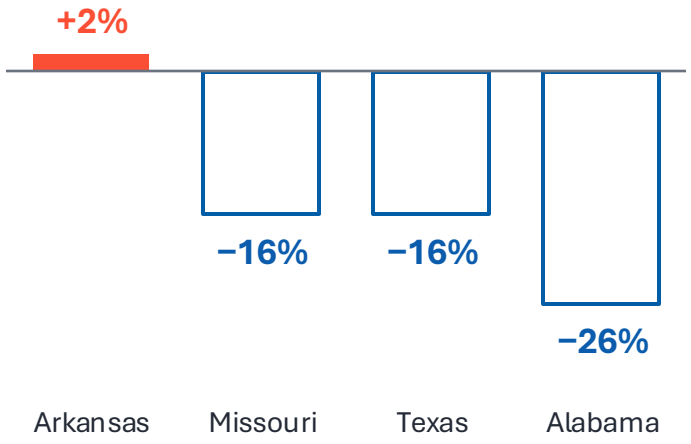

**Percent change in 3-year reincarceration rates for the latest release cohort and the cohort 10 years prior. Alabama: 2008-2018, Arkansas: 2009-2019, Missouri: 2011-2021, Texas: 2011-2021.*

SOURCE: CSG Justice Center *Justice Data Snapshots*, https://projects.csgjusticecenter.org/justice-data-snapshots/. FBI Crime Data Explorer, Crime in the United States Annual Reports "Offenses Known to Law Enforcement" data collections, 2015–2025 (Accessed September 14, 2026).

In 2015, Missouri and Arkansas had similar violent crime rates. Missouri was able to lower its rate, while Arkansas remained high.

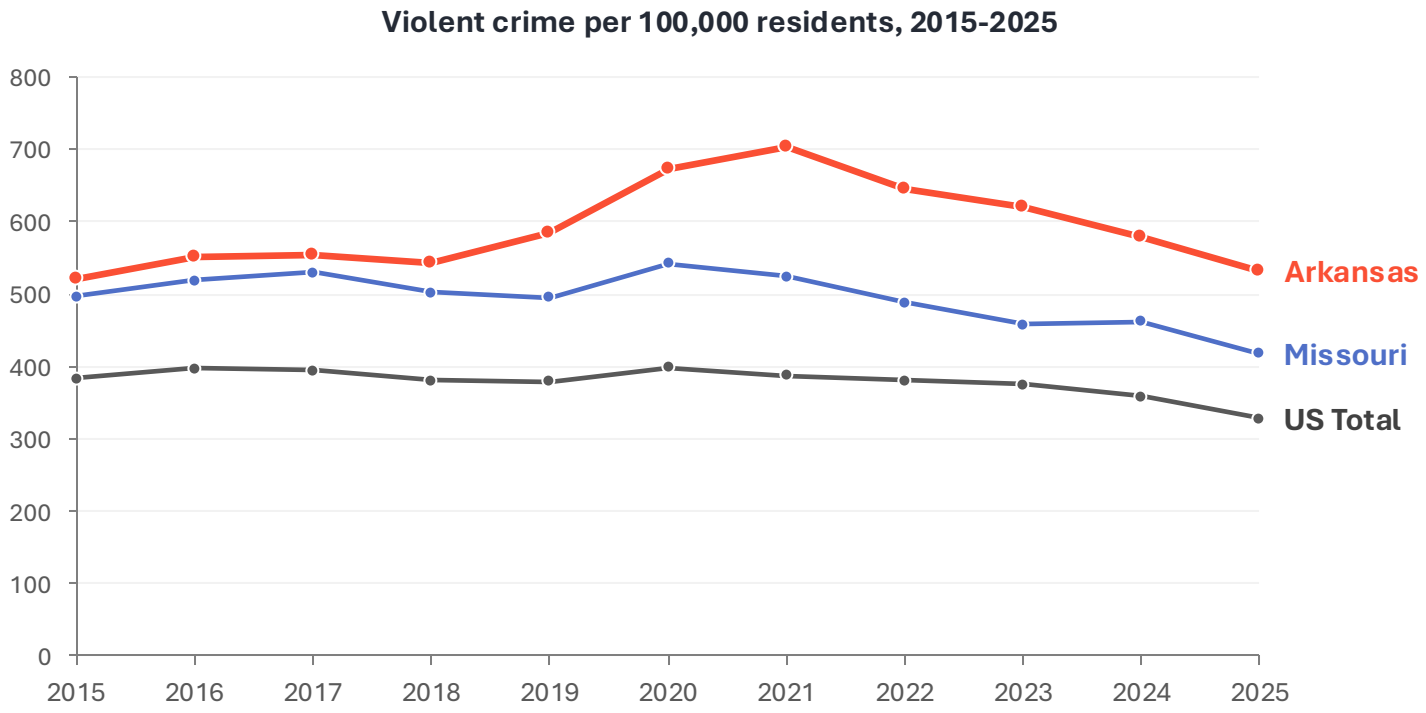

-15%

change in violent crime rate nationally over the decade

+2%

change in Arkansas over the same decade

-16%

change in Missouri over the same decade

SOURCE: FBI Crime Data Explorer, *Crime in the United States* Annual Reports "Offenses Known to Law Enforcement" data collections, 2015–2025 (Accessed September 14, 2026).

Ten years ago, Missouri faced what Arkansas faces today. Policymakers built treatment capacity and reallocated prison beds.

MISSOURI STARTING POINT, 2017

- 8th highest incarceration rate.
- Violent crime up 13% (2010-2016).
- Revocations: more than half of prison admissions.
- Two new prisons needed by 2021, nearly $500 million.
- Jail populations up 7% (2010-2015).

WHAT THEY CHANGED

2017
SB 491 code rewrite
New, lower felony class; under 10 grams of marijuana became a fine-only misdemeanor.

2018
HB 1355
Alternatives to revocation, better supervision tools, support for local law enforcement.

2019 to 2022
Treatment scaled up
$18 million; 3 counties to 12; 299 to 958 people served a year.

2023
Reentry 2030
First state to commit: employment goals and reentry centers in all 19 prisons.

OUTCOMES

12,000
fewer people in prison than projected, 2023

-28%
prison population, 2018-2023

-45%
technical violation admissions, 2018-2023

-8%
violent crime, 2018-2023

SOURCE: CSG Justice Center, Missouri Justice Reinvestment Initiative assessment brief (2024), https://csgjusticecenter.org/wp-content/uploads/2024/10/MO-JRI-assessment-brief_FINAL.pdf. CSG Justice Center, Missouri: Monitoring Data Trends after 2018 Justice Reinvestment Initiative Reforms (2022). Missouri SB 491 (2014). CSG Justice Center, Justice Reinvestment in Missouri presentation (July 11, 2017). Missouri Department of Corrections, August 2017 Population Forecast. CSG Justice Center, Justice Reinvestment in Missouri presentation (November 28, 2017). CSG Justice Center, Supervision Violations and Their Impact on Incarceration (2025). Reentry 2030, Missouri. FBI Crime Data Explorer, "Offenses Known to Law Enforcement," 2015-2025 (accessed September 14, 2026).

How can Arkansas achieve similar outcomes?

Three fronts, one plan.

BUILD & SHIFT

COMMUNITY CAPACITY

Expand Community Correction Centers and use them for supervision revocations unless a serious violent felony is committed. Also use CCCs for last 3-6 months of sentences to transition people to the community like in Alabama. **Reduce demand for prison beds by ~5,000.**

BREAK THE CYCLE

REDUCE RECIDIVISM

Invest savings from averting hard prison bed construction into improving employment and behavioral health outcomes among people on supervision & expand prison-based programming to fully implement earned time potential under the Protect Act. **Reduce recidivism by 30%.**

DELIVER JUSTICE

SOLVE MORE VIOLENT CRIME

Reinvest in law enforcement, prosecutors, and communities to solve more violent crime, and focus existing prison space for people who commit new violent crimes. **Deliver justice to 50% more victims of violent crime.**

Arkansas already has many of the pieces. The next step is connecting them into one plan.

First key move:
Build CCC capacity and shift supervision revocations away from prison to free up 5,000 beds.

Build & shift CCC capacity to respond to most supervision revocations, unless the new charge is for a serious violent felony.

COST TO ADD A BED

$76k

per bed to expand a Community Correction Center (CCC), vs. about $275k per bed to build a new prison.*

RETURN TO CUSTODY, 3 YEARS

46% vs. 51%

of people released from CCCs vs. from prison.**

ROOM TO USE THEM MORE

13%

of probation revocations in FY2022 went to a CCC. 49% went to prison.

Act 670 (2025) directs ADC to maximize CCC bed capacity and cut the prior-conviction bar from lifetime to five years. The legislature could go further to shift revocations from prison to CCCs with expanded capacity.

CCC's are cheaper to build/expand, easier to staff, provide more rehabilitative programming, and achieve similar or better recidivism outcomes.

**Based on White River CCC expansion cost of $13.3M for 173 beds and Franklin County prison estimated construction costs of $825M for 3,000 beds.*
***Of people released from custody in 2014-2016. CCC eligibility is limited, so groups differ.*

SOURCE: Northwest Arkansas Democrat-Gazette, April 26, 2023; Arkansas Advocate, April 3, 2026; ADC Division of Community Correction Annual Report FY2022; CSG Justice Center analysis for the Recidivism Reduction Task Force, October to December 2024; ADC Director's Board Report, July 2026; ADC Ten-Year Adult Secure Population Projection 2025–2036, November 2025.

Second move:
Ramp up investment in success on supervision & implement what works to cut recidivism by 30% by 2030.

Third move:
Reinvest in & focus law enforcement on solving 50% more violent crime, holding more people accountable, reducing retaliation and deterring violence.

No single policy gets Arkansas there. It will take bold, coordinated action.



Arkansas has shown it is willing to act. It needs to go further and faster, in one integrated plan, to realize the same success as other states.

SOURCE: Arkansas Department of Corrections, Ten-Year Adult Secure Population Projection 2025–2036, November 2025, prepared by CGL. CSG Justice Center *Justice Data Snapshots* (Arkansas). CSG Justice Center, *50-State Crime Data*.

Thank You!

For more information, please contact Marshall Clement at mclement@csg.org.

Solutions for justice challenges.

Receive new data, free trainings, and more.